



Satyawati College सत्यवती कॉलेज

ASHOK VIHAR, PHASE-III, DELHI-110052

अशोक विहार, फेज-III, दिल्ली-110052

Website :-www.satyawati.du.ac.in, E-mail :-principal@satyawati.du.ac.in

Fax / फ़ैक्स : +91-27446953, Phone / फ़ोन : +91-11-27240406, +91-11-27219570

17th October, 2022

NOTICE


All the students of the 2nd Year and 3rd Year are hereby informed that they are required to pay their Admission Fees online as per procedure given below after clicking <https://icici.myclassboard.com>

The last date for submission of the online fees is 30th October, 2022.

The amount of fees is as appended:

Category	Amount in Rs.
UR/SC/ST/OBC/EWS	9,530/- excluding exam fee
PwBD	40/- excluding exam fee
COLLEGE WARD QUOTA	4,055/- excluding exam fee
FOREIGN STUDENTS	Rs. 9,530+Rs. 18,000 excluding exam fee

Those who already paid the increased fee can contact in Room No.2 Accounts Section between 10:00 a.m. to 5:30 p.m. from Monday to Friday.



Sunil Kumar Chaubey
Administrative Officer

Copy to :

1. S.O. Accounts & Admin
2. College Website

Process to Fee Payments:

1. Go to URL on browser and type: <https://icici.myclassboard.com>
2. For Login: Fill following details
 - a) Organization : Satyawati College
 - b) Admission No./User Name Exam Roll Number
 - c) Password: Exam Roll Number
3. Click on Login and pay your fee



4. After Login:

Click on ERP Dashboard

The screenshot shows a web browser window with the URL `idci.myclassboard.com/StudentERP/StudentHome`. The page header includes "MCB Live", "Change Password", and "Log out". The main content area is for "SATYAWATI COLLEGE" and displays the student's profile: "DINESHY CHAUDHARY", "Student Code : 21SC2797", and "B.A.(HONS) ECONOMICS - II Year - 3 Semester - A".

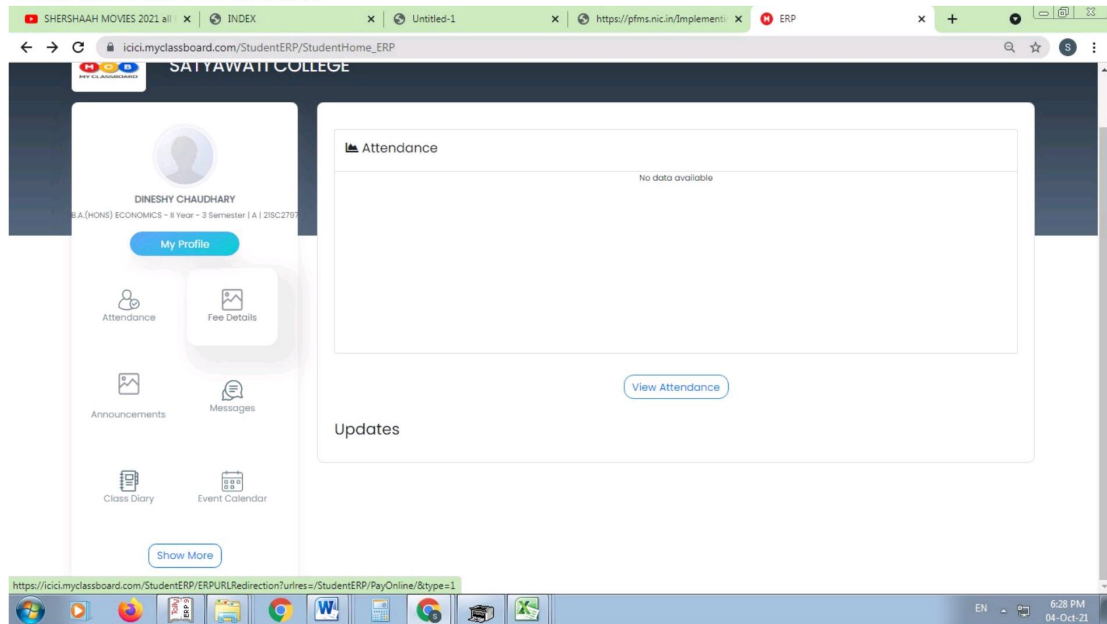
Below the profile, there are three sections:

- Assignments:** Shows a green circle with the number "0" and a "View Assignments" button.
- Diary:** Shows "No diary entries are found!" with a "View All" link.
- Announcements:** Shows "No Announcements are made yet!" with a "View All" link.

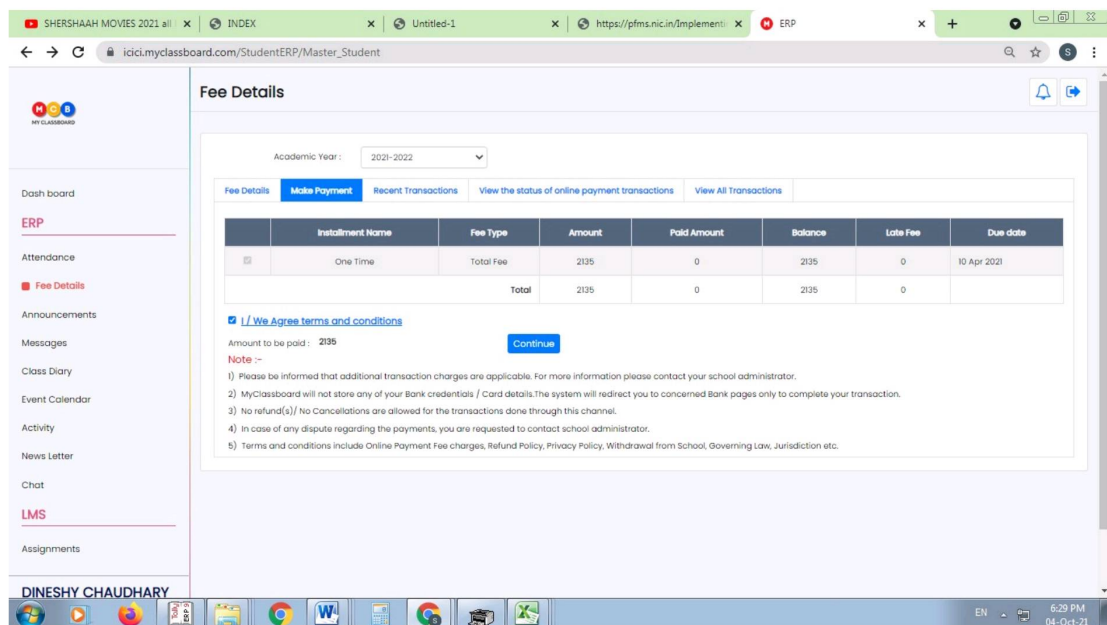
At the bottom of the dashboard, there is a blue button labeled "ERP Dashboard" with the text "Access all details of your child" and a right-pointing arrow.

The Windows taskbar at the bottom shows the time as 6:27 PM on 04-Oct-21, along with various application icons.

Then click on Fee Details



5. Click on Continue



6. Pay your Fees

Payment Mode

RTGS / NEFT
Net Banking
Debit Card
Credit Card
UPI

Transaction ID	211004105126172
Amount	Rs. 2135.00
Convenience Fee	Rs. 14.48
GST	Rs. 2.60
TOTAL BILL AMOUNT	Rs. 2152.08

Mobile No : Email ID :

Payer Name :

**Please provide the mobile number for transaction communication & viewing transaction history.*

Domestic Debit Card

Brought to you by **ICICI Bank**

EN 6:30 PM 04-Oct-21